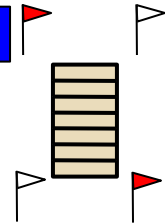

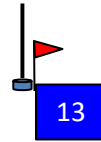
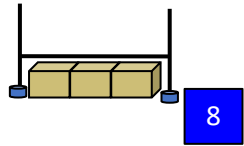
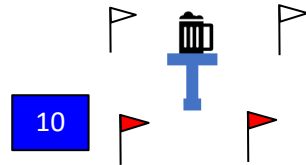
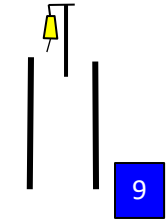


SHUSA #2
Sun 6-16-24
EOH

L1 1 – 11
L2-L7: 1 – 15



1. Bull Line
2. Figure 8
3. Pen
4. Drums
5. Gate
6. Single Slalom
7. Rounding Posts
8. Jump
9. Bell Corridor
10. Jug
11. Bridge
12. Sidepass Rail
13. Single Slalom
14. Bridge
15. Gate

